

Harvest Summary of HRW June 17, 2022

By Mark Hodges, Executive Director, Plains Grains, Inc.

<u>State</u>	<u>Percent Complete:</u>
○ Texas	61%
○ Oklahoma	58%
○ Kansas	7%
○ Colorado	0%
○ Nebraska	0%
○ South Dakota	0%
○ Montana	0%
○ Washington	0%
○ Oregon	0%
○ Idaho	0%
○ Wyoming	0%

Texas and Oklahoma are now well over half done with the 2022 HRW harvest after battling an exceptionally dry fall/winter/spring up until harvest was just underway. Rain delays over the last 3 weeks were beginning to be a concern. However, hot and windy conditions over the last few days have allowed significant progress with harvest over the southern and central Great Plains (including southern Kansas). Early reports on yield continue in the 20 bu/ac to 30 bu/ac range with higher and lower exceptions. Test weights continue generally in the 59 and 60 lb/bu range with and protein ranging a little higher again this week now averaging above 12.5% with some isolated reports over 15%. PGI only pulls samples when at least 30% of the harvest is complete within a geographical area. **Very early** testing results listed below (first 23 samples out of TX and OK). The Oklahoma Wheat Commission extended report starts on page 4.

June 17, 2022

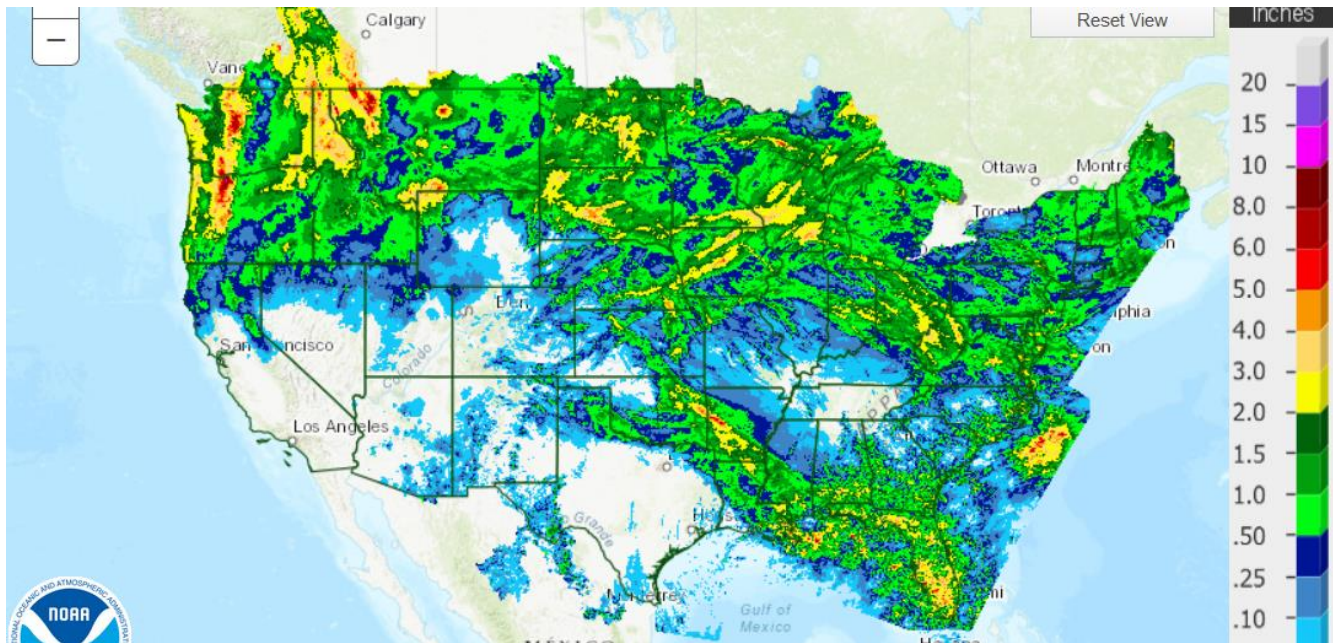
Tst	Exp	MST	Pro %	DKG	TKW	FN	Grade	Test Weight	FM	DMG	S&B	DEF
23	520	10.9	13.4	0.5			HRW 1	60.4				

June 24, 2022

Tst	Exp	MST	Pro %	DKG	TKW	FN	Grade	Test Weight	FM	DMG	S&B	DEF
-----	-----	-----	-------	-----	-----	----	-------	-------------	----	-----	-----	-----

The information contained herein is provided as a public service with the understanding Plains Grains, Inc. (PGI) makes no claims, promises, or guarantees about the absolute accuracy, completeness, or adequacy of the contents and expressly disclaims liability for errors and omissions in the contents. PGI may make changes to information at any time and add to, remove, update, or correct the information provided. While PGI attempts to maintain the highest accuracy of content, it makes no representations or warranties as to the completeness or accuracy of the information and data. Individuals accessing this website will make their own determination of how suitable the information and data is for their usage and intent. In no event will PGI be responsible for damages resulting from the use or reliance upon this information and data. PGI does not warrant that the use of this information is free of any claims of copyright infringement.

NOAA Observed Precipitation over the last 7 Days ending 6/16/2022



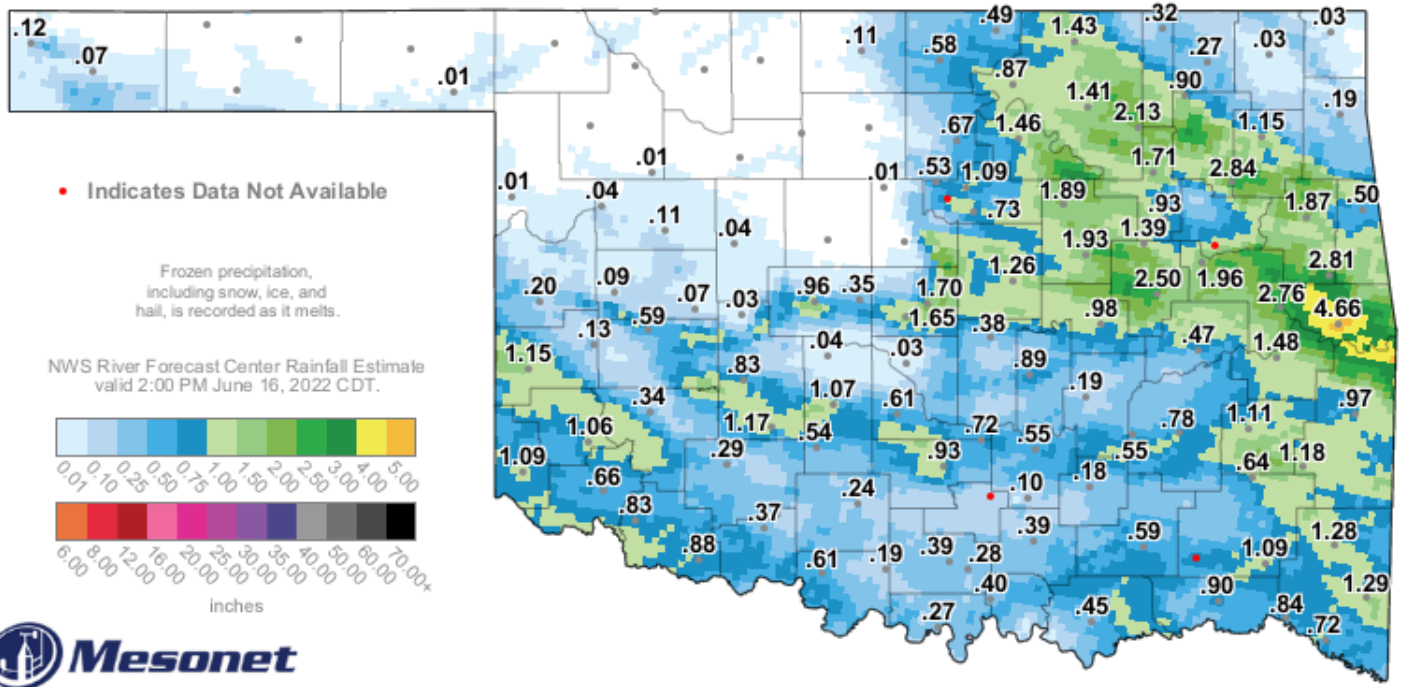
States Update:

June 16, 2022

1. **Texas** – 1% E, 4% G, 12% F, 23% P, 60% VP. 53% harvested Monday. 58-60 lb/bu TW, good protein (12-13%). Dryland yields 10-15 bu/ac some 20-25 bu/ac. Irrigated 55-60 bu/ac (but minimal harvested). Hail damage. Harvest finishing in Black Lands (early). Est. completing in 2-3 weeks, no moisture forecast.
2. **Oklahoma** – 55% harvested. TW 58-61 lb/bu, drop in TW – heavy rains. Yields 15-20s, Central OK/N Central OK higher yields. USDA 64.8 mln bushels (high). Panhandle- dryland low to mid-20's. Irrigated expect 50-60 bu/ac (lower than avg.). Quality good, some sprout damage in heavy rain areas. Pro 12-13% Avg.
3. **Kansas** – Hot/dry weather. Ramping up harvest. Ranging yields, 30 bu/50-60 bu. Good TW. In line with USDA/Wheat Tour estimates. Marketable crop with good protein, kernel characteristics. Some weed pressure. Some spotty storms forecast.
4. **Colorado** – Too hot/dry for grain fill. 90% headed, 18% turning. 21% G-E, 29 F, 15 P-VP. 100+ degree days. Lot of fields with late spring emerged plants. Triticum mosaic concerns, saw fly peaked/on down swing. NASS 44.8 mln, seems high (est. 40 mln bu).
5. **Nebraska** – Hot/dry, (90-100s). Hail across state. 37% P-VP, 34% F, 55% G, 3% E. USDA 37 mln bu (high), Some wheat streak mosaic and severe barley yellow dwarf in a few localized areas. 10-15% turning color. Grain fill concerns.

6. **Wyoming** – Majority of crop flowering now. Some areas south of I-80 precip. Very hot (high 90s). Harvest on track for normal.
7. **South Dakota** - Est. 13% abandoned winter wheat. Winter 33.8 mln acres – 24% increase from 2021, yield increased to 47 bu/ac (9 bu increase from 2021). Optimistic. 39% G-E, 55% headed. Crop looking good. Spring wheat – 57% G-E, 8% headed. Central state 100+ temps.
8. **Minnesota** –Decent weather, 92% planted. 55% G-E,44% F, 1% P-VP. 100+ temps. 4-6 weeks late on planting/ hot and dry during flowering.
9. **North Dakota** – Acres planted million-dollar question. 90% planted for spring wheat. Concerns for durum acres (83% Planted). Hot weather forecast.
10. **Montana** – Winter 14% headed, spring 17% booted. Topsoil decent, subsoil very dry. Changes in drought monitor in MT. Winter 40% F.
11. **Oregon** – Precip. Behind in progress, some high water issues. Some improvements, a few weeks behind for harvest (later July). Improvement in winter conditions 67% G-E, 35% F, 8% P-VP. Disease pressure low, some stripe rust.
12. **Washington** – 4.3 days fieldwork. Widespread rain, spraying for rust. Winter is 10% E, 66% G, 20% F, 3% P, and 1% VP. Spring is 6% E, 75% G, 16% F, and 3% VP. Winter 50% headed vs. 84% 5 year avg. Spring 94% emerged 2% headed.
13. **Idaho** – Rain across state. Winter 74% G-E. Spring 79% G-E. Winter 32% headed, spring 3%. Still subsoil deficits. Great production outlook. Est. 3 weeks behind.
14. **Maryland** – 80-85% coloring with 5% mature. 10% P-F, 90% G-E. FHB risk over all low, hoping minimal vomitoxin. Harvested acres est. 25% increase vs. 2021. Rains yesterday with 1" - 3.5" on Northern shore. Harvesting in Eastern shore this weekend - good weather expected.
15. **Ohio** –60 -90 mph winds in state, fields damaged. Delayed harvest. Struggling w/ NASS report-planted significantly more but lower anticipated harvest (35 mln bu, down 20% from 2021). 55% G-E.
16. **Mark Hodges PGI/NASS** – Extremely dry. Production numbers increased slightly. 23 samples out of SW OK, very clean crop. Protein 13.4% avg. High 15.2%, low 11.1%. TW avg 60.5, high 62.4, low 58.4. Kernel diameter (looked small, but 2.62 avg., higher than 2021).
17. **Brad Seabourn USDA/ARS** – 23 samples in from 5 locations. TW slightly below 2021 avgs. right now. Kernel sizing running lower than 2021 (under 60%), more medium size kernels. Single kernel data slightly above last year. Kernel hardness, slightly harder than 2021 est. 65. No falling number/1000 kernel yet.
18. **GPAL** – Soft wheat survey closing first area – expect flour data next week. Expecting SRW/HRW to flood in next week.
19. **WQC** – Millers optimistic about quality side. 13+ pro in Enid, high TW so far. Labs a week – 10 days from bake data. Think crop got a little better last week w/ rains.

Oklahoma Observed Precipitation over the last 7 days ending 6/16/2022



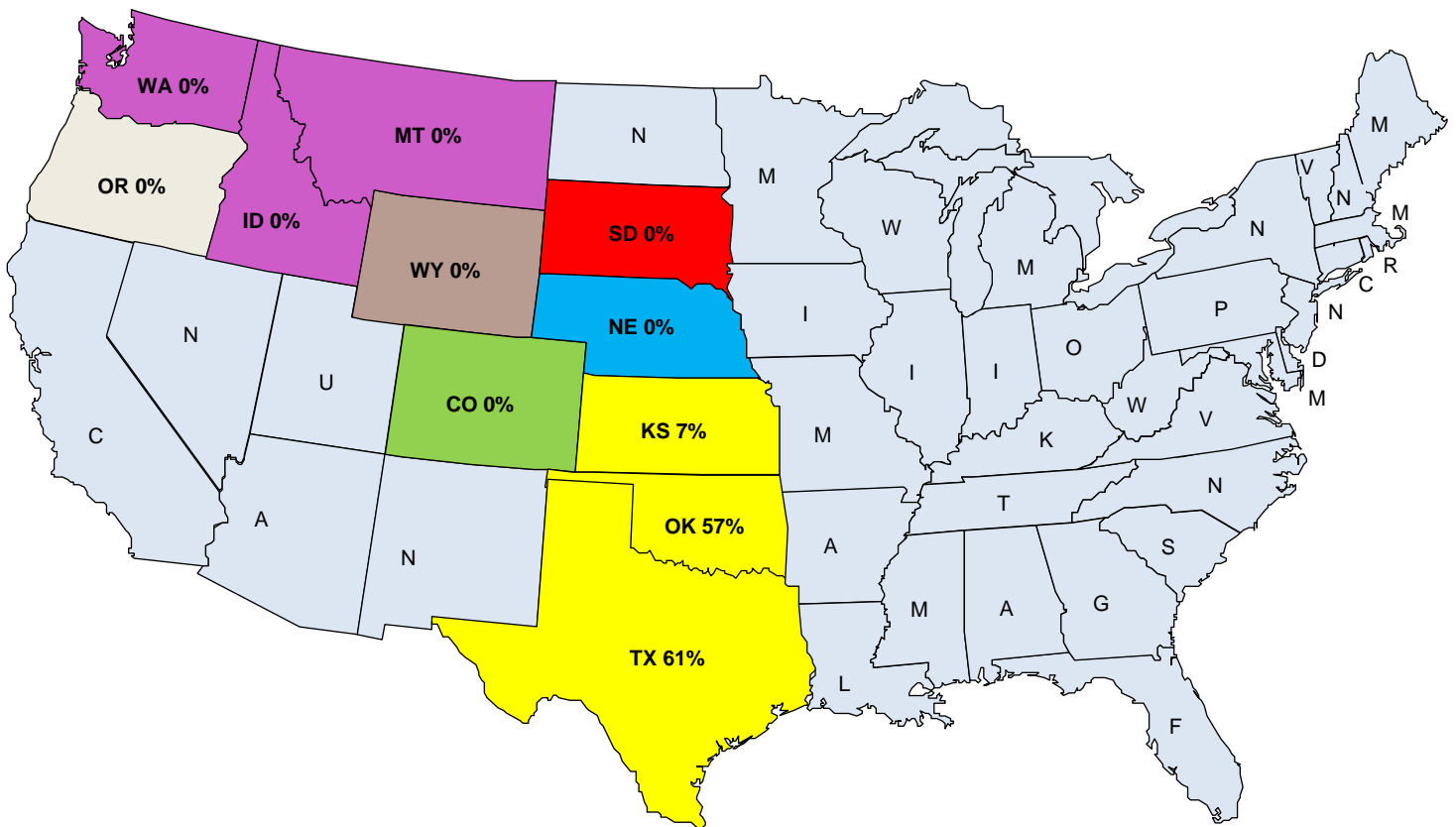
7-Day Rainfall Accumulation (inches)

3:20 PM June 16, 2022 CDT

Created 3:25:49 PM June 16, 2022 CDT. © Copyright 2022

Percent HRW Harvested by State

June 16, 2022



Oklahoma Wheat Harvest Continues to Move Ahead Making Great Strides the Past Couple Days

Oklahoma Harvest Report

By: the Oklahoma Wheat Commission

Wednesday June 15, 2022

Oklahoma Wheat harvest is moving forward in all locations across the state with producers making great strides statewide. Things are finally moving better in South Central, Oklahoma, North of El Reno and down by Chickasha as fields are drying up. Elevators are still reporting sprout damage across the state in the Southwest, South Central and Central regions due to excessive moisture in places. The sprout damage has also been variety specific in many instances. (Note: Percentages in comparison to non-sprouted wheat has not changed since Monday's report.) In Southwest Oklahoma, some fields have as much as 10 to 30% damage, this would be in 10 percent of the crop from this region. In South Central, fields reported to be having 10% to 18% sprout damage on 20% of the loads being taken in. In Central Oklahoma sprout damage is estimated from 2% to 15%. The majority of sprout damage in these regions is falling in the 0 to 2% category, with 5 to 7% of the crop having as much as 15% damage. In Northern Oklahoma not much sprout damage is being reported. Proteins across the state are favorable with averages coming in between 12 to 13% in most places. Yields are ranging all over the board low teens to mid-20's in Southwest, Oklahoma. In South Central Oklahoma, yields being reported from 10 bushels per acre to the mid 30's. (Yields on areas where harvest is just picking up after the heavy rains last week are doing much better than expected even though sprout damage on some varieties is being reported in this region.) Yields in South Central, from Hinton to El Reno and then South to Chickasha are ranging in the mid 20's to mid-30's, which is remarkable given what the crop went thru. It should be noted some areas did have heavy hail damage and we are hearing reports of 20 to 40% losses where hail did occur. Yields in central and Northern Oklahoma are being reported as higher ranging from 15 bushels per acre to as high as 65 bushels per acre. In the Northern tier of the state where yields are better, regions are still looking at averages in the high 20's to mid-30's. It is also important to note several areas in Northwest Oklahoma up by Cherokee and Burlington had severe drought and large portions of that region will not be harvested, which will also have major impact on statewide bushels that are taken in. Test weights have been lowered from Southern Oklahoma to Central Oklahoma, but based on earlier cuttings with higher test weights most locations are still hoping for a 58 bushel per pound average. Test weights being reported from Enid North up around Jefferson, Medford, Lamont, Renfrow, Perry, Tonkawa, Ponca City, and Blackwell ranging from 58-61 pounds. Harvest is just getting started in NE Oklahoma around the Afton and Miami and not enough wheat was taken in to make a report. Harvest is also moving now on the dryland wheat in the Panhandle. *The Oklahoma Wheat Commission is now calling Oklahoma wheat harvest 55% completed.*

Southwest

Grandfield/Devol/Chattanooga/Lawton- Grandfield is 95% complete, Devol is 99% complete, Chattanooga is 85% complete, Lawton is reported 95% completed. Test weights in this region ranging from 58-60 pounds per bushel. Yields ranging in the low teens to mid-20's. Proteins ranging from the 11.5% to 12.5%. No sprout damage reported from these locations.

Frederick- Harvest in this region is 99% complete. Test weights ranging from 60 to 61 pounds/bushel. Proteins ranging from 12 to 12.5% range. Yields being reported from low teens to high twenties, averaging in the low 20's.

Altus/Duke/Carter- Harvest in this region reported as 95% done. Test weights have dropped some over the past week with the heavy rains and are now trending 56-58 pounds per bushel compared to earlier cuttings making 59 to 60 pounds per bushel. Yields reported from 5 bushel an acre to mid-20's. Proteins ranging from 13% to 16%.

Lone Wolf/Hobart- *Harvest in these regions is reported at 75% complete. Test weights have dropped slightly and now being reported from 55 to 58 pounds per bushel. Yields ranging from low teens to mid-20's. Proteins reported making from 13% to 16%.*

South Central

Apache- *Wheat harvest is moving along in this region and is considered 45% complete. Test weights have been ranging from 57 pounds to 58 pounds per bushel for the most part. On the intensive management wheat they are seeing some 60 pound test weights. Yields for the most part are ranging from 10 to 35 bushels per acre depending on location, management and variety.*

Chickasha- *Harvest in this region has really moved forward over the past couple of days once producers have been able to get into fields. Harvest in this region 45% to 50% complete. Yields are doing much better than expected based on all the heavy rains, high winds and hail damage that occurred. Test weights ranging from 58 to 59 pounds per bushel. Yields making in the mid 20's to mid-30's. Some minor sprout damage is being reported but not as bad as expected. Some producers have had 20 to 40% hail damage losses.*

Western Oklahoma

Sentinel/Rocky- *Harvest has made great progress over the weekend and is reported at 95% complete. Test weights reported in the 56 to 60 pound per bushel range. Yields being reported from 14 to 28 bushels per acre. Proteins ranging from 13% to 17% depending on variety and management practices.*

Hinton- *Harvest in this area has progressed extremely fast over the last few days. This region is reported at 75% complete. Yields are doing better than expected after all the storms that hit prior to last week. Yields ranging in the mid 30's, test weights averaging 60.5 pounds. Proteins ranging from 10% to 17% with a 13.5% average.*

Central Oklahoma

El Reno- *Harvest has been rolling North of El Reno, and is finally getting started South of El Reno although producers are still fighting mud from last week. They are reporting 40% harvested in this region. Yields are being reported from the low 20's to the low 40's depending on variety and management. Test weights ranging from 57 to 59.5 pounds per bushel. Protein ranging from 11% to 14.5%*

Kingfisher/Omega- *Harvest in this region reported to be 80% complete. Test weights have dropped with ranges reported from 57 to 60 pounds per bushel. Yields averaging in the high 20's to low 30's. Proteins have ranged from 10% to 15%, seeing a lot in the 11.5% to 12.5% range.*

Reeding- *Harvest in this region reported 40% complete. Test weights have dropped with ranges from 57 to 59 pounds per bushel being reported. Yields averaging mid-teens to low 30's depending on variety and management. Proteins ranging from 11% to 12%.*

Loyal- *Harvest in this regions reported at 40% complete. Test weights averaging 57 to 59 pounds per bushel. Yields on early harvested wheat making in the low 20's to low 40's. Protein ranging from 11.5% to 12.5% on early samples.*

Northwest OK

Shattuck/Fort Supply- *This region being reported at 30% complete. Test weights ranging from 57 to 62 pounds per bushel depending on variety and management. Yields ranging from 5 bushels to 25 bushels per acre. Proteins are ranging from 12% to 14%.*

Burlington- *Harvest in this region reported at 40% complete. A large area in this region much of the crop will not be harvested due to the severe drought. On the crop that will be harvested test weight for this region averaging 58 pounds per bushel. Yields making in the mid 20's to mid-40's on the wheat that will be harvested depending on where moisture was received in a timely manner and management practices. Proteins ranging from 12% to 13%.*

Helena/Goltry- *Harvest in this region has been moving full speed ahead, this region being reported as 60% harvested. Yields reported from the mid-teens to low 30's for the most part. Test weights ranging from 58 to 60 pounds per bushel. Proteins are averaging 13%.*

Northern Oklahoma

Pond Creek/Lamont- *This area reported to be 30% complete. Test weights ranging from 58 to 60 pounds per bushel. Yields being reported in the low 30's to mid-40's. Proteins ranging from 12% to 16%.*

Medford/Deer Creek- *Producers in this region are moving forward and harvest is reported 20% complete. Test weights on early cuttings ranging from 58 to 60 pounds per bushel. Yields in this region have been reported to be making better because of timely rains. The yields are ranging from low 30's to mid-40's. Some reports on management intensive wheat to be making in the high 60's. Proteins have been ranging from 11% to 16%.*

Perry/Tonkawa/Ponca City/Blackwell- *Producers in this region just getting started over the past few days. Harvest reported at 20% complete. Test weights ranging from 58 to 61 pounds per bushel. Protein averages around 12 to 13%. Yields making in the mid 20's to mid-40's with some areas reporting higher yields on management intensive wheat.*

Northeast Oklahoma

Early reports of a couple loads being taken in at Miami, and this was on Hard Red Winter (HRW) wheat. A more detailed report with actual results will be published on Monday of next week once harvest gets rolling, we will also be reporting on the Soft Red Winter (SRW) wheat in this region. No SRW has been taken in at this time.

Panhandle

Hooker- Harvest on dryland wheat has just started over the past couple of days. Test weights ranging from 58 to 63 pounds per bushel. On the dryland wheat that is being harvested reports showing it is averaging around 20 bushels per acre on early cuttings. Proteins averaging 12%.