

Treasurer Todd Russ



OKLAHOMA
State Treasurer

Annual Report Treasurer's Investments Fiscal Year 2023

Treasurer's Mission Statement

The mission of the
Office of the State Treasurer
is to serve the people
of Oklahoma by
providing sound banking and
investment services, reuniting
individuals and businesses with their
unclaimed property, and
promoting economic opportunities
in a fiscally responsible
and efficient manner while adhering to the
highest professional and ethical standards.



OKLAHOMA State Treasurer Todd Russ

Fiscal Year 2023

To the People of Oklahoma:

The Office of the State Treasurer is pleased to issue the annual investment performance report. This report is an important part of my office and commitment to disclose our economic environment and portfolio results.

Portfolio Performance, Diversification, and Strategy

Fiscal year 2023 portfolio yielded 2.55% with a weighted average maturity of 979 days.

Total portfolio market value of \$15.4 billion, which increased \$2.8 billion from the previous fiscal year.

No losses were realized due to excellent liquidity and because investments were typically held to maturity.

Total portfolio contained 57% in U.S. Treasuries, 17% in U.S. government agencies, 18% in mortgage-backed securities, and 7% cash on June 30, 2023.

Diversification was maintained through a mixture of fixed income securities such as U.S. treasuries, government sponsored enterprises and mortgage-backed securities. The comprised balance of funds invested were certificates of deposit, state bond issues and foreign bonds. Cash holdings were diversified through the utilization of several government money market mutual funds.

PORTFOLIO	UTILIZATION
Seek safety, liquidity and return on investment, in that order	Buy-and-hold strategy while monitoring duration of portfolio

Portfolio interest earnings for fiscal year 2023 of \$220 million, compared to \$80 million in fiscal year 2022.

The investment portfolio's yield will continue to increase due to lower earning bonds maturing and bonds with higher yields being purchased, reflecting the Federal Reserve's strategy of continued interest rate increases during the fiscal year.

Market Conditions for FY 2023

The Federal Reserve continued to boost interest rates. The benchmark federal funds rate was between 5% and 5.25% as of June 30, reflecting a gain of 3.50% for fiscal year 2023. The rate surge included three monthly increases of 75 basis points each and a series of 25 basis point increase, which until June 2022 the Fed had not raised rates by 0.75% in a month since 1994. Inflation pressures and the strong job market and were attributed to why the Federal Reserve took such a tightening monetary policy stance. In fact, the Fed raised rates even after the second and third largest bank failures occurred in U.S history during the month of March.

The treasury curve was inverted during the fiscal year, reflecting shorter maturities yielding more than longer maturing treasuries. The 2-year treasury was earning 4.90% in comparison to the benchmark 10-year treasury gained only 0.82% by June 30, with a yield of 3.84% relative to the range of interest rate increases.

The equity index returns for July thru December 2022 were weak due to volatility caused by high inflation, continued interest rate increases and the war in Ukraine. However, the total returns for the entire fiscal year were

17.5% for the S&P 500, 11.8% for the Dow Jones Industrial Average and 25% for the NASDAQ. The positive earnings were the result of the economy and job market remaining robust, as well as company profits being stronger than anticipated.

Economic Developments for FY 2023

The national unemployment rate averaged from a low of 3.4%, the lowest since 1969, to ending June at 3.7%. There were approximately 3.9 million jobs created during the fiscal year, in comparison to 6.0 million in FY 2022. The highest nonfarm payroll for the fiscal year was for the month of July 2022 and the lowest was in March 2023. The underemployment rate, which occurs when a job does not adequately use the worker's skills and training or is part-time, was 6.7%, dropping from 7.1% in fiscal year 2022.

The headline Consumer Price Index (CPI) and the Producer Price Index (PPI) on a month-over-month basis averaged 0.3% and 0.1% respectively for fiscal year 2023, reflecting an improvement over the previous fiscal year. Consumers experienced continued increases in gas prices. Food prices also skyrocketed, reflecting the highest increase since 1979. As of June 30, the year-over-year CPI was 4.0%, and the PPI final demand was at 2.2%. Retail sales were volatile and were below expectations during the 2022 holiday season. Consumers slowed down spending but, only modestly, amid the higher inflation. The average retail sales month-over-month was 0.4% in comparison to 0.5% for the 2022 fiscal year. The sale of existing homes stubbornly, lowered during the fiscal year due to continued escalating mortgage rates. The seasonally adjusted sales of existing homes were 5.13 million, 4.63 million, 4.24 million and 4.42 million, for each successive quarter. Median existing home prices declined from \$416,000 in June 2022 to \$396,100 in May 2023. In addition, homes remained on the market for 19 days up from 16 days one year ago, as lower housing inventory continued to be a factor in slowly declining home sales.

The gross domestic product (GDP) – a measure of goods and services produced across the United States – improved during the fiscal year. Consumer spending, a key contributor to the economy, and a strong labor market were attributed to reversing a negative GDP to positive results. On an annualized quarter-over-quarter basis, GDP was -0.7% for the 3rd quarter of 2022, 2.9% for the 4th quarter of 2022, 2.73% for the 1st quarter of 2023 and 1.47% for the 2nd quarter of 2023.

Collateralization

All funds under the control of this office requiring collateralization were secured at rates ranging from 100% to 110%, depending on the type of investment.

Payments, Fees, and Commissions

Securities were purchased or sold utilizing competitive bidding. Bank fees and money market mutual fund operating expenses are detailed in the attached pages, as are the earnings split between the State Treasurer and the master custodian bank on securities lending income.

Total Funds Invested

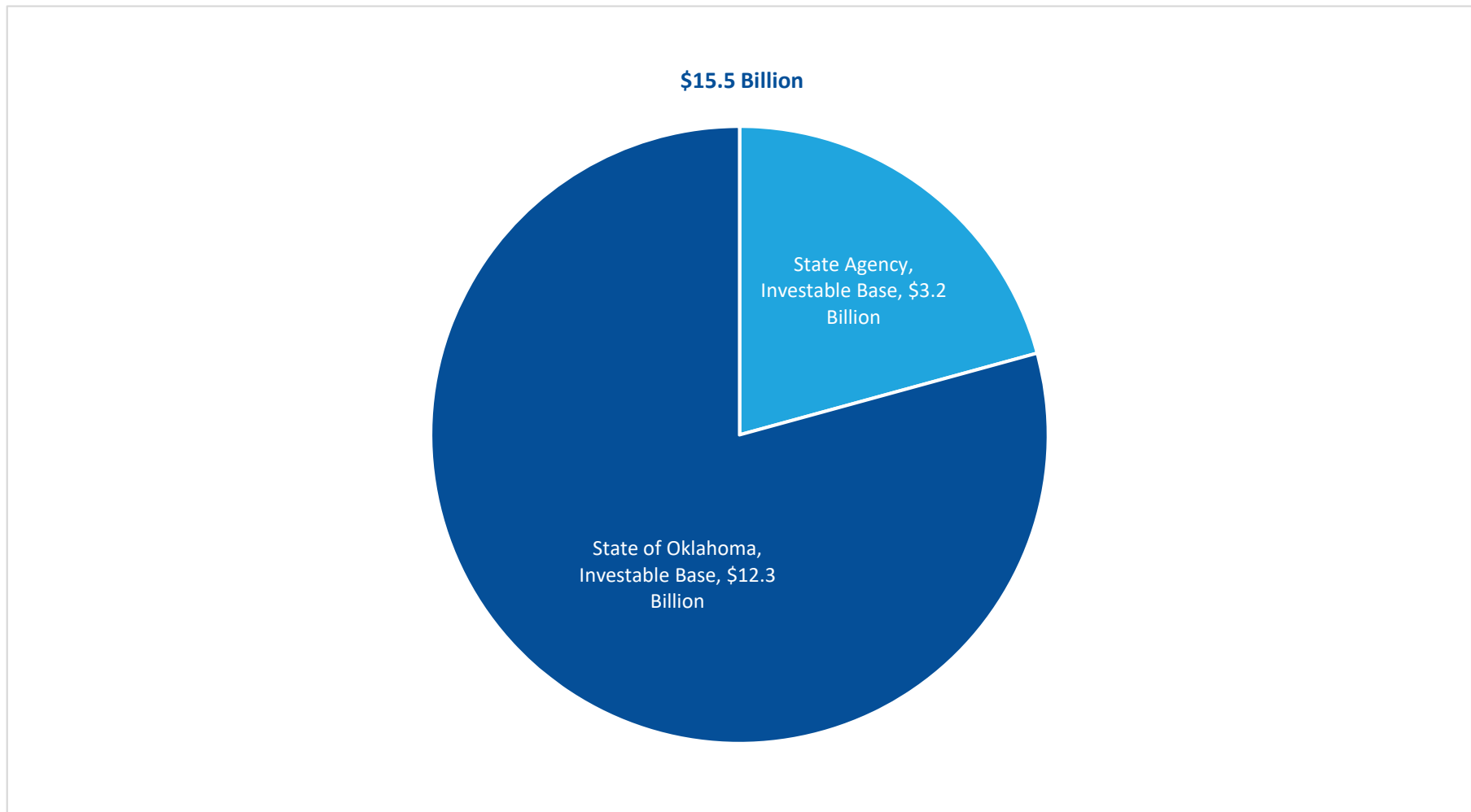
Funds available for investment at market value include the State Treasurer's investments at \$12,263,993,251 and State Agency balances in OK Invest at \$3,207,309,032, for a total of \$15,471,303,283.

Best regards,



TODD RUSS
STATE TREASURER

cc: The Honorable Kevin Stitt, Governor
The Honorable Charles McCall, Speaker of the House
The Honorable Greg Treat, President Pro Tempore
The Honorable Gentner Drummond, Attorney General
The Honorable Cindy Byrd, State Auditor and Inspector

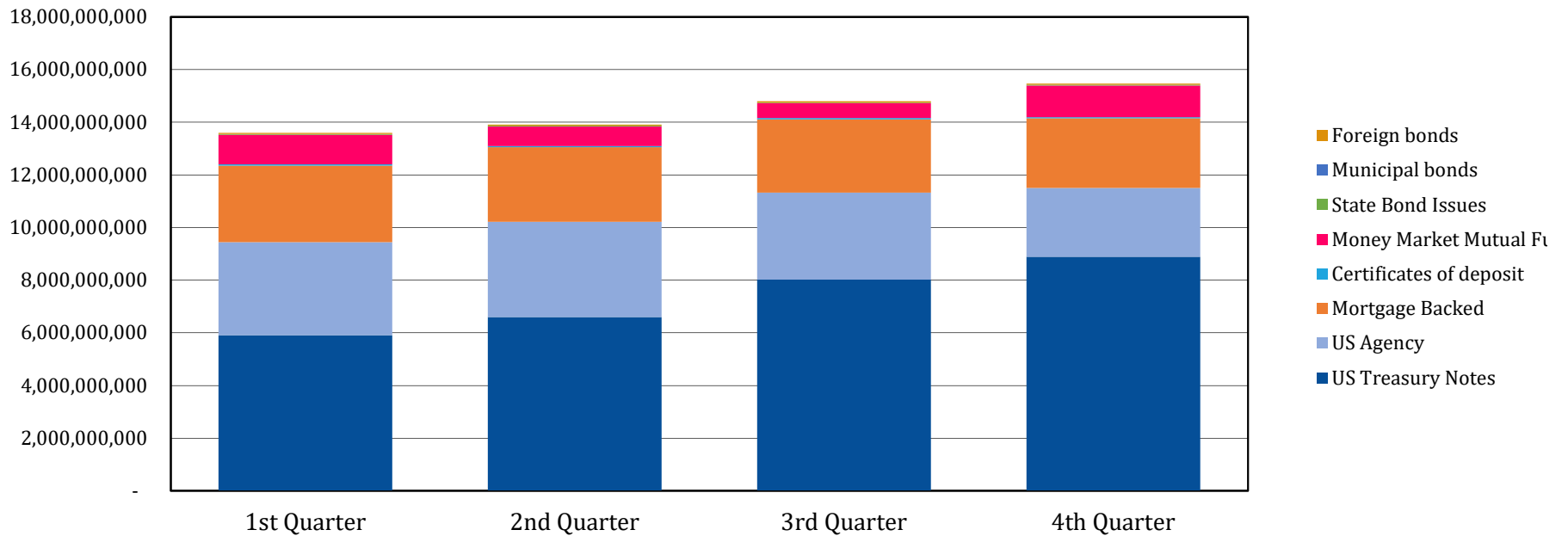




Office of the State Treasurer
 Portfolio Composition
 June 30, 2023

Security Type	1st Quarter	2nd Quarter	3rd Quarter	4th Quarter
US Treasury Notes	5,907,648,517	6,596,183,926	8,025,446,491	8,893,566,548
US Agency	3,535,365,196	3,619,251,664	3,303,531,594	2,614,581,198
Mortgage Backed	2,911,360,079	2,833,671,924	2,783,610,172	2,641,874,605
Certificates of deposit	54,224,000	48,724,000	43,224,000	41,224,000
Money Market Mutual Funds	1,118,832,417	737,758,705	564,944,035	1,203,108,388
State Bond Issues	30,000,000	30,000,000	30,000,000	30,000,000
Municipal bonds	-	-	-	-
Foreign bonds	43,119,079	42,979,578	42,872,495	46,947,544
Total	13,600,549,288	13,908,569,797	14,793,628,787	15,471,302,283

Quarter-end Portfolio Composition





Office of the State Treasurer
Portfolio Composition
June 30, 2023

Asset Category	Face Amount/Shares	Market Value	Book Value	% of Portfolio	YTM @ Cost	Weighted Average Maturity
Certificate of Deposit	41,224,000	41,224,000	41,224,000	0.3	5.32%	73
Foreign Bonds	47,500,000	46,947,544	47,500,000	0.3	3.73%	699
Money Market - Mutual Funds	1,203,108,388	1,203,108,388	1,203,108,388	7.4	5.01%	1
Municipal Bonds	0	0	0	0.0	0.00%	0
State Bond Issues	30,000,000	30,000,000	30,000,000	0.2	5.27%	1,190
US Agency - MBS	2,958,109,760	2,641,874,605	2,990,345,898	18.5	1.88%	2,230
US Agency Bonds	2,686,425,000	2,614,581,198	2,686,795,141	16.6	0.87%	294
US Treasury Bonds / Notes	9,450,000,000	8,893,566,548	9,165,613,982	56.7	2.91%	904
Total / Average	16,416,367,148	15,471,302,283	16,164,587,409	100.0	2.55%	979



Office of the State Treasurer
Portfolio Composition
March 31, 2023

Asset Category	Face Amount/Shares	Market Value	Book Value	% of Portfolio	YTM @ Cost	Weighted Average Maturity
Certificate of Deposit	43,224,000	43,224,000	43,224,000	0.3	4.98%	73
Foreign Bonds	43,500,000	42,872,495	43,500,000	0.3	2.29%	437
Money Market - Mutual Funds	564,944,035	564,944,035	564,944,035	3.7	4.56%	1
Municipal Bonds	0	0	0	0.0	0.00%	0
State Bond Issues	30,000,000	30,000,000	30,000,000	0.2	2.70%	1,281
US Agency - MBS	3,062,947,081	2,783,610,172	3,099,647,029	20.2	1.87%	2,179
US Agency Bonds	3,386,425,000	3,303,531,594	3,388,790,323	22.1	0.75%	317
US Treasury Bonds / Notes	8,425,000,000	8,025,446,491	8,176,170,619	53.2	2.74%	918
Total / Average	15,556,040,116	14,793,628,787	15,346,276,006	100.0	2.20%	1,003



Office of the State Treasurer
 Portfolio Composition
 December 31, 2022

Asset Category	Face Amount/Shares	Market Value	Book Value	% of Portfolio	YTM @ Cost	Weighted Average Maturity
Certificate of Deposit	48,724,000	48,724,000	48,724,000	0.3	4.14%	56
Foreign Bonds	43,500,000	42,979,578	43,500,000	0.3	2.29%	527
Money Market - Mutual Funds	737,758,705	737,758,705	737,758,705	5.1	3.97%	1
Municipal Bonds	0	0	0	0.0	0.00%	0
State Bond Issues	30,000,000	30,000,000	30,000,000	0.2	2.70%	1,371
US Agency - MBS	3,158,340,886	2,833,671,924	3,199,547,078	21.9	1.87%	2,162
US Agency Bonds	3,736,425,000	3,619,251,664	3,741,401,964	25.6	0.72%	373
US Treasury Bonds / Notes	6,975,000,000	6,596,183,926	6,818,969,740	46.6	2.43%	871
Total / Average	14,729,748,591	13,908,569,797	14,619,901,487	100.0	1.95%	979



Office of the State Treasurer
 Portfolio Composition
 September 30, 2022

Asset Category	Face Amount/Shares	Market Value	Book Value	% of Portfolio	YTM @ Cost	Weighted Average Maturity
Certificate of Deposit	54,224,000	54,224,000	54,224,000	0.4	2.80%	70
Foreign Bonds	43,500,000	43,119,079	43,500,000	0.3	2.29%	619
Money Market - Mutual Funds	1,118,832,417	1,118,832,417	1,118,832,417	7.8	2.49%	1
Municipal Bonds	0	0	0	0.0	0.00%	0
State Bond Issues	30,000,000	30,000,000	30,000,000	0.2	1.65%	1,463
US Agency - MBS	3,278,264,214	2,911,360,079	3,324,723,418	23.1	1.87%	2,236
US Agency Bonds	3,666,425,000	3,535,365,196	3,679,709,368	25.5	0.53%	441
US Treasury Bonds / Notes	6,250,000,000	5,907,648,517	6,156,107,096	42.7	2.06%	872
Total / Average	14,441,245,631	13,600,549,288	14,407,096,299	100.0	1.66%	1,006



Office of the State Treasurer
 Earnings by Asset Category
 June 30, 2023

Asset Category	YTM @ Cost	Interest Earned Net of Amortization/ Accretion and Realized Gain(Loss)	Total Earnings
Certificate of Deposit	5.32%	1,530,284	1,530,284
Foreign Bonds	3.73%	948,069	948,069
Money Market - Mutual Funds	5.01%	31,042,086	31,042,086
Municipal Bonds	0.00%	93,600	93,600
State Bond Issues	5.27%	952,500	952,500
US Agency - MBS	1.88%	60,108,879	60,108,879
US Agency Bonds	0.86%	22,752,846	22,752,846
US Treasury Bonds / Notes	2.91%	150,547,090	150,547,090
Total or Average	2.54%	267,975,354	267,975,354



Office of the State Treasurer
 Transactions by Security Type
 June 30, 2023

Security Type	Purchases	Sales
US Agency Bonds	358,573,930	99,982,050
US Agency - MBS	0	0
US Treasury Bonds	4,862,610,547	49,981,445
Municipal Bonds	0	0
State Bond Issues	0	0
Foreign Bonds	37,500,000	0
Total Securities	5,258,684,478	149,963,495
Certificates of Deposit	159,916,000	
Total	5,418,600,478	149,963,495



Office of the State Treasurer
 Transactions by Broker
 June 30, 2023

Broker	Tax ID	City and State	Purchases	Sales
Securities				
Barclays Capital Inc	06-1031656	New York, NY	23,473,632.81	49,990,950.00
BofA Securities	73-3180817	Chicago, IL	543,111,171.90	24,993,164.06
BNY Mellon Capital Markets	23-2384977	New York, NY	70,574,218.76	49,991,100.00
Bank of Oklahoma	73-0780382	Tulsa, OK	685,641,093.83	-
Cantor Fitzgerald	13-3680184	New York, NY	94,444,335.95	-
Hilltop	75-1382137	New York, NY	380,568,359.41	-
Israel State			37,500,000.00	-
Jefferies & Co	95-2622900	New York, NY	163,083,007.83	-
JPMorgan Chase	13-4110995	New York, NY	117,115,234.39	-
Mizuho Securities	81-3006831	New York, NY	47,799,804.69	-
Morgan Stanley	26-4310844	Chicago, IL	440,879,759.32	-
Raymond James	59-1237041	Memphis, TN	95,571,806.26	-
RBC	41-1416330	Dallas, TX	235,493,164.09	-
Stifel Nicolaus	43-0538770	St. Louis, MO	728,986,813.19	-
TD Securities	20-1177269	New York, NY	118,204,546.88	-
UMB Bank	44-0194180	Kansas City, MO	951,546,601.58	-
Wells Fargo	23-2384840	Dallas, TX	524,690,926.77	24,988,281.25
			5,258,684,478	149,963,495
			Certificates of Deposit	159,916,000
			Total	5,418,600,478

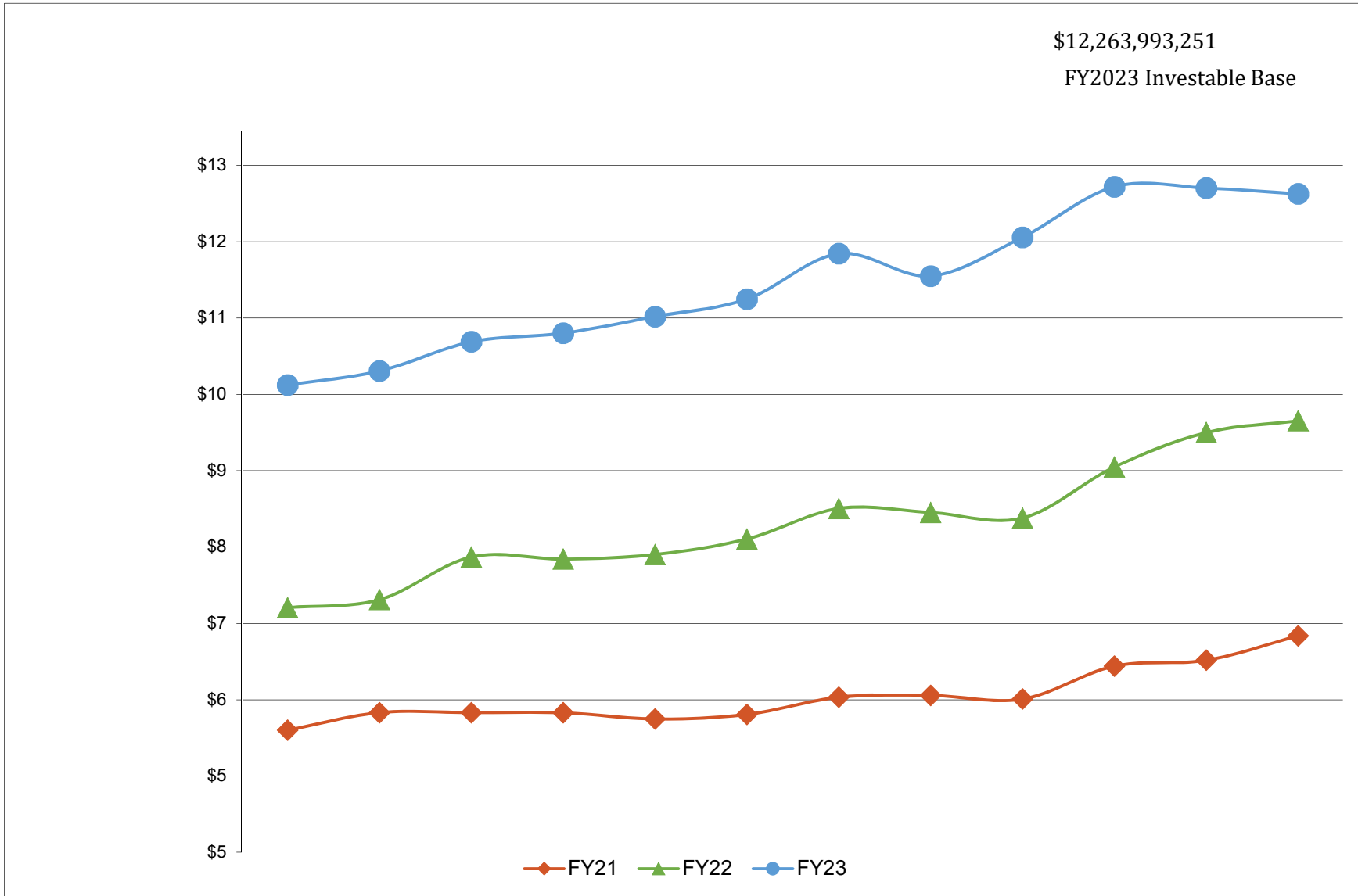


Office of the State Treasurer
 General Revenue Fund, Actual Earnings Compared to Estimated
 June 30, 2023

Fiscal Year to Date

Asset Category	Revenues Actual	Revenues Estimate	Variance	Percent Variance	Investable Base Actual	Investable Base Estimate	Variance	Percent Variance
Certificates of Deposit	1,253,812	200,000	1,053,812	526.91%	32,661,373	40,000,000	(7,338,627)	-18.35%
Foreign Bonds	948,069	1,000,000	-51,931	-5.19%	37,196,081	35,000,000	2,196,081	6.27%
Money Market Mutual Funds	25,580,756	17,000,000	8,580,756	50.48%	953,211,046	600,000,000	353,211,046	58.87%
Municipal (Redeemed 8/1/22)	93,600	0	93,600		0	0	0	
State of OK Bonds	952,500	500,000	452,500	90.50%	30,000,000	30,000,000	0	0.00%
US Agency - MBS	47,903,529	40,000,000	7,903,529	19.76%	2,093,131,492	2,200,000,000	(106,868,508)	-4.86%
US Agency Bonds	18,646,237	9,000,000	9,646,237	107.18%	2,071,507,192	2,700,000,000	(628,492,808)	-23.28%
US Treasury Bonds / Notes	124,554,767	118,300,000	6,254,767	5.29%	7,046,286,067	5,395,000,000	1,651,286,067	30.61%
Total or Average	219,933,270	186,000,000	33,933,270	18.24%	12,263,993,251	11,000,000,000	1,263,993,251	11.49%

The Treasurer had estimated earnings to the Board of Equalization for Fiscal Year 2023. The amount estimated was \$186,000,000. Year-to-date actual earnings are recorded on a cash basis of accounting.





Office of the State Treasurer
Explanation of Performance Comparison
June 30, 2023

The following page presents market rates of return on the Securities portion of the General Account and the State's aggregated State Agency Accounts. These figures, which are dollar-weighted and time-weighted where appropriate, are calculated using the percentage change in market value (inclusive of accrued income) from the end of the prior month to the end of the reporting month.

To ensure the integrity of data, this information is provided by the Treasurer's custodian bank acting in its capacity as an external third party. As such, performance measurement is presently confined to those investments which are held with the custodian bank Northern Trust Company.

Benchmark data is also provided on the following page.



Office of the State Treasurer
Performance Comparison
June 30, 2023

	Month	Fiscal Year-to-Date
Securities, General Revenue Account	-0.39%	0.58%
Securities, Agency Directed Langston University	5.75%	18.05%
Benchmark Merrill Lynch 1 Year US Treasury Note Index	0.23%	2.33%

Analysis by Northern Trust Company

Represents dollar-weighted and time-weighted rates of return



Office of the State Treasurer
Expenditures by Object Code
June 30, 2023

Object Code	Description	Amount
1100	Salary Expense	2,973,399
1200	Insurance	507,346
1300	FICA & Retirement	695,041
1500	Professional Services	3,595,033
1900	Inter/Intra Agency Payments Professional Services	6,463
2100	Travel-Reimbursement	24,053
2200	Travel-Direct Expenditures	40,772
3100	Miscellaneous Administrative Expense	183,466
3100	Bank Service Charges	174,172
3100	Bank Service Charges Securities Lending	201,963
3200	Rent Expense	163,986
3300	Maintenance and Repair Expense	108,282
3600	Office Expense	31,829
4100	Office Furniture and Equipment	239,166
6100	Employee Reimbursements	3,389
6200	County Treasurers	95,000
		9,043,362



Office of the State Treasurer
 Banking, Custody, and other Fees
 June 30, 2023

Depository Bank	Tax ID	City	State	Rate	Amount
Arvest Bank	73-1291209	Bartlesville	Oklahoma		391
BancFirst	73-1332918	OKC	Oklahoma		1,079
Bank of America	57-0236115	OKC	Oklahoma		2,884
Bank of Oklahoma	73-0780382	Tulsa	Oklahoma		20,867
Central National Bank	73-0177591	Alva	Oklahoma		274
Central National Bank	73-0783952	Enid	Oklahoma		42
Federal Reserve Bank	44-0545874	Kansas City	Kansas		13,341
First Bank & Trust	73-0541333	Broken Bow	Oklahoma		174
First Fidelity Bank, NA	73-1100200	OKC-Moore	Oklahoma		448
Intrust Bank	48-0477525	Wichita	Kansas		672
JP Morgan/Chase, Okla., NA	73-0777610	OKC	Oklahoma		382,981
The Bank N.A.	73-0344910	McAlester	Oklahoma		54
				Total	423,207
Invesco	76-0574220			0.180%	513,084
JPMorgan Securities	23-2694160			0.180%	498,872
Goldman Sachs	06-1287410			0.110%	313,501
BOSC Inc	73-1275307			0.070%	199,501
					1,524,958

1) The State Treasurer participates in a securities lending program with Northern Trust Company acting as lending agent. Northern Trust retains 20% of the revenues generated as compensation for services, their share for the year was \$201,963. Pursuant to Oklahoma State Statute Title 62 Section 90, the State Treasurer retains the first \$450,000 of security lending revenue in a revolving fund. These funds are used to pay custody and other banking fees. Any revenue not needed for this purpose is deposited to the General Fund.

2) During the year, bank fees of approximately \$382,981 were reported for JP Morgan, however earnings credits were used to satisfy these fees.



OKLAHOMA
State Treasurer

AGENCY-DIRECTED INVESTMENTS

June 2023

Treasurer's Mission Statement

The mission of the Office of the State Treasurer is to serve the people of Oklahoma by providing sound banking and investment services, reuniting individuals and businesses with their unclaimed property, and promoting economic opportunities in a fiscally responsible and efficient manner while adhering to the highest professional and ethical standards.



Office of the State Treasurer
 Agency Directed Investments
 June 30, 2023

Issuer	Face Amount/Shares	Market Value	Book Value	% of Portfolio
ARPA Funding				
JPMorgan MM	1,061,837,829	1,061,837,829	1,061,837,829	0.66
US Agency Bonds	125,000,000	123,662,591	124,885,838	0.08
US Treasury	425,000,000	415,684,712	424,114,432	0.26
Total, ARPA Funding	1,611,837,829	1,601,185,132	1,610,838,099	1.00
Langston - Agency Directed				
Fundamental Investors Inc A	16,499	1,118,948	371,159	0.33
Investment Co of America A	16,849	799,297	371,249	0.33
Washington Mutual Fund A	17,404	942,978	371,269	0.34
Northern Trust - Agency Fund	1,792	1,792	1,792	0.00
Total / Average	52,544	2,863,015	1,115,469	1.00
Report Total	1,611,890,373	1,604,048,147	1,611,953,568	



Office of the State Treasurer
State Agency Directed by Broker
June 30, 2023

Broker

Tax ID

Purchases at Cost

Sales at Cost

No activity



Office of the State Treasurer
State Agency Directed by Security Type
June 30, 2023

Broker

Tax ID

Purchases at Cost

Sales at Cost

No activity



Office of the State Treasurer
 Assets Under Management
 June 30, 2023

Account	Class Funding	Agency	Interest Rate	Days to Maturity	Market Value
2109002	8090B	OMES- Risk Mgmt Revolving Fund ASA	2.4545	1	83,002,873
2118506	8185F	Corporation Commission	2.4545	1	24,903,224
2137001	8370A	OIFA	2.4545	1	12,704,963
2138503	8385C	Oklahoma Insurance Department	2.4545	1	4,720,986
2139101	8391A	Multiple Injury Trust Fund	2.4545	1	21,464,869
2141001	8410A	Commissioners of the Land Office	2.4545	1	79,801,708
2142001	8420A	Langston University	2.4545	1	11,487,693
2143500	79901	Oklahoma Lottery Commission	2.4545	1	11,456,280
2143501	8435A	Oklahoma Lottery Commission	2.4545	1	6,940,564
2147704	8477D	Oklahoma Bureau of Narcotics	2.4545	1	13,275,711
2151500	79901	OPERS	2.4545	1	4,006,684
2151501	8515A	OPERS	2.4545	1	284,141
2151502	8515B	OPERS	2.4545	1	1,652,462
2151503	8515C	OPERS	2.4545	1	90,486
2151504	8515D	OPERS	2.4545	1	2,419,961
2151505	8515E	OPERS	2.4545	1	41,006
2151506	8515F	OPERS	2.4545	1	272,009
2151507	8515G	OPERS	2.4545	1	3,434,863
2151508	8515H	OPERS	2.4545	1	592,092
2153001	8530A	Panhandle State University	2.4545	1	1,621,579
2155701	8557A	OK Police Pension	2.4545	1	46,988,752
2169502	8695B	Tax Commission	2.4545	1	508,897,514
2169505	8695E	Tax Commission	2.4545	1	12,869
2169520	8695T	Tax Commission	2.4545	1	370,835
2169521	8695U	Tax Commission	2.4545	1	91,264,941
2174007	8740G	State Treasurer	2.4545	1	1,153,930
2183006	8830F	DHS - CSED	2.4545	1	17,160,155
7200039	20000	Oklahoma Boll Weevil Eradication	2.4545	1	4,185,549
7200131	79901	Department of Corrections	2.4545	1	16,920,790
7200320	20000	Department of Wildlife	2.4545	1	3,096,714
7200359	20000	OERB	2.4545	1	24,382,639
7200370	20000	OIFA	2.4545	1	692,569
7200391	20000	Multiple Injury Trust Fund	2.4545	1	93,392
7200410	20000	Commissioners of the Land Office	2.4545	1	2,839,930
7200435	20000	Oklahoma Lottery Commission	2.4545	1	38,309,649
7200515	20000	OPERS	2.4545	1	171,285
7200588	20000	Real Estate Commission	2.4545	1	3,226,344
7200830	20000	Department of Human Services	2.4545	1	116,995
7201825	20100	University Hospitals Authority	2.4545	1	2,729,110
7205090	20500	OMES Risk Management Division/DSC	2.4545	1	52,736,086
7205131	79901	Department of Corrections	2.4545	1	873,903



Office of the State Treasurer
 Assets Under Management
 June 30, 2023

Account	Class Funding	Agency	Interest Rate	Days to Maturity	Market Value
7205204	20500	JM Davis Arms & Historical Museum	2.4545	1	16,203
7205320	20500	Department of Wildlife	2.4545	1	1,229,012
7205359	20500	Sustaining OK Energy Resources	2.4545	1	7,215,334
7205435	20500	Oklahoma Lottery Commission	2.4545	1	150,650
7205515	20500	OPERS	2.4545	1	176,037
7205563	20500	OK Bd for Private Vocational Schools	2.4545	1	199,946
7205630	20500	Oklahoma Department of Securities	2.4545	1	1,561,655
7205807	20500	Oklahoma Health Care Authority	2.4545	1	65,837
7210270	21000	State Election Board	2.4545	1	2,207,460
7210320	21000	Department of Wildlife	2.4545	1	6,141,661
7210350	21000	Oklahoma Historical Society	2.4545	1	30
7210400	21000	Office of Juvenile Affairs	2.4545	1	9,202
7210410	21000	Commissioners of the Land Office	2.4545	1	5,591,520
7210515	21000	OPERS	2.4545	1	754,888
7210570	21000	State Board of Licensure for Professional Engineers & I	2.4545	1	277,461
7210588	21000	Real Estate Commission	2.4545	1	497,030
7215270	21500	State of Oklahoma Election Board - HAVA	2.4545	1	9,019,447
7215320	21500	Department of Wildlife	2.4545	1	4,356,570
7215566	21500	Tourism & Recreation Department	2.4545	1	5,154,715
7215585	21500	Department of Public Safety	2.4545	1	2,327,723
7215670	21500	JD McCarty Center	2.4545	1	743,730
7215825	215000	University Hospitals Authority	2.4545	1	1,820,435
7216805	21600	Department of Rehabilitation Services	2.4545	1	1,116,952
7220320	22000	Dept of Wildlife Conservation	2.4545	1	6,704,238
7220570	22000	OSB of Licensure for Professional Engineers and Land S	2.4545	1	307,482
7220585	22000	Department of Public Safety	2.4545	1	5,468,357
7220830	22000	Department of Human Services	2.4545	1	10,091
7225040	22500	Department of Agriculture	2.4545	1	275,580
7225830	22500	Department of Human Services	2.4545	1	310,280
7230220	23000	Oklahoma Crime Victims Compensation	2.4545	1	2,043,707
7230345	23000	Department of Transportation	2.4545	1	7,905,303
7230695	23000	Tax Commission	2.4545	1	888,671
7230807	23000	Health Care Authority	2.4545	1	991,429
7235605	23500	Regents for Higher Education	2.4545	1	4,150,684
7240807	24000	Health Care Authority	2.4545	1	62,110,169
7240830	24000	Oklahoma Human Services	2.4545	1	15,832,182
7244090	24400	OMES Dept of Central Services	2.4545	1	897,720
7245807	24500	Health Care Authority	2.4545	1	4,153,089
7255090	25500	Department of Central Services	2.4545	1	1,208,048
7255585	25500	Oklahoma Dept of Public Safety	2.4545	1	45,426
7260090	26000	OMES Risk Management Division	2.4545	1	5,826,831
7265090	26500	OMES- Risk Mgmt	2.4545	1	123,647



Office of the State Treasurer
 Assets Under Management
 June 30, 2023

Account	Class Funding	Agency	Interest Rate	Days to Maturity	Market Value
7275740	27500	OST - SEED	2.4545	1	14,707
7280090	28000	OMES DCS Property Distribution	2.4545	1	513,064
7280131	79901	Department of Corrections	2.4545	1	6,859,811
7280345	28000	Department of Transportation	2.4545	1	2,409,781
7285345	28500	Department of Transportation	2.4545	1	163,389,129
7295090	27000	Emergency & Transportation	2.4545	1	7,765,991
7296150	29600	University of Science & Arts	2.4545	1	43
7303000	30300	Tobacco Litigation Escrow Fund	2.4545	1	31,023
7360566	36000	Tourism & Recreation Department	2.4545	1	6,610,829
7401105	40100	OCIA - NACEA Construction Series 2018B	2.4545	1	852
7403292	40300	Oklahoma Department of Environmental Quality	2.4545	1	758,375
7405220	40500	District Attorneys Council	2.4545	1	4,270,032
7408105	40800	OCIA	2.4545	1	3,710
7409105	40900	OCIA - NACEA Revenue Series 2018B	2.4545	1	195
7411105	41100	OCIA - Capitol Repair Revenue Series 2018C	2.4545	1	3,107
7412105	41200	OCIA	2.4545	1	9,705
7415105	41500	OCIA - DOC Construction Series 2018D	2.4545	1	8,770,843
7416000	41600	OSF - Oil Overcharge	2.4545	1	301,481
7416105	41600	OCIA - DOC Revenue Series 2018D	2.4545	1	6,144
7416160	41600	Department of Commerce	2.4545	1	3,171,703
7419105	41900	OCIA	2.4545	1	18,295
7420105	42000	OCIA - Construction Series 2019A	2.4545	1	1,183,463
7424105	42400	OCIA - Revenue Series 2019A	2.4545	1	1,760
7426000	42600	OSF - Oil Overcharge	2.4545	1	2,519,025
7426160	42600	Department of Commerce	2.4545	1	16,264,661
7427105	42700	OCIA - Construction Series 2019B	2.4545	1	724
7428105	42800	OCIA Endowed Chairs Fund	2.4545	1	6,599
7430010	43000	Oklahoma State University	2.4545	1	3,426,663
7430011	43000	Oklahoma State University	2.4545	1	3,284,061
7430012	43000	Oklahoma State University	2.4545	1	3,073,233
7430013	43000	Oklahoma State University	2.4545	1	3,064,259
7430014	43000	Oklahoma State University	2.4545	1	3,202,390
7430015	43000	Oklahoma State University	2.4545	1	3,070,102
7430016	43000	Oklahoma State University	2.4545	1	241,063
7430100	43000	Cameron University	2.4545	1	1,256,475
7430420	43000	Langston University	2.4545	1	19,609
7430461	43000	Rogers State College	2.4545	1	1,935,864
7430505	43000	Northwestern Oklahoma State University	2.4545	1	311,744
7430530	60000	Panhandle State University	2.4545	1	5,613
7430665	43000	Southwestern Oklahoma State University	2.4545	1	2,615,505
7430760	43000	University of Oklahoma	2.4545	1	37,484,539
7430770	43000	OUHSC	2.4545	1	90,610,247



Office of the State Treasurer
 Assets Under Management
 June 30, 2023

Account	Class Funding	Agency	Interest Rate	Days to Maturity	Market Value
7430773	43000	Oklahoma State University	2.4545	1	3,154,680
7434105	43400	OCIA	2.4545	1	489
7436000	43600	OSF - Oil Overcharge	2.4545	1	2,763
7436105	43600	OCIA	2.4545	1	1,842
7437105	43700	OCIA	2.4545	1	1,065,180
7438105	43800	OCIA	2.4545	1	2,713
7439105	43900	OCIA Series 2020A Rev Fund	2.4545	1	11,415
7442105	44200	OCIA	2.4545	1	8,569
7443105	44300	OCIA	2.4545	1	3,767
7444105	44400	OCIA 2017C Series	2.4545	1	399
7444835	44400	Water Resources Board	2.4545	1	10,798,474
7445105	44500	OCIA - 2017B Capitol Repair 2 Revenue	2.4545	1	5,706
7445835	44500	Water Resources Board	2.4545	1	5,876,455
7447105	44700	2017A Revenue Fund	2.4545	1	1,001
7450105	45000	OCIA Series 2020B	2.4545	1	6,523
7452105	45200	OCIA Series 2020D	2.4545	1	372
7453105	45300	OCIA Series 2020D	2.4545	1	2,276,440
7454105	45400	OCIA Series 2020E	2.4545	1	694
7455105	45500	OCIA	2.4545	1	2,571
7455160	45500	Department of Commerce	2.4545	1	151,082
7458105	45800	OCIA Series 2020C	2.4545	1	3,629
7459105	45900	OCIA Endowed Chairs 2021	2.4545	1	6,006
7460100	46000	Cameron University	2.4545	1	13,592
7460105	46000	OCIA (TIFIA/ODOT 2022)	2.4545	1	9,382
7463105	46300	OCIA (Conservation-2022A)	2.4545	1	17,839,048
7464105	46400	OCIA	2.4545	1	145,622
7465105	46500	OCIA (Conservation-2022A)	2.4545	1	869
7466105	46600	OCIA (National Guard Museum 2022B)	2.4545	1	45,469,397
7467105	46700	OCIA (National Guard Museum 2022B)	2.4545	1	245
7468105	46800	OCIA ODVA-2022C	2.4545	1	30,569,104
7469105	46900	OCIA ODVA-2022C	2.4545	1	171
7470010	47000	Oklahoma State University Capital Bond Project	2.4545	1	1,584,049
7471835	47100	Water Resources Board	2.4545	1	941,647
7472835	47200	Water Resources Board	2.4545	1	88,136,611
7473835	47300	Water Resources Board	2.4545	1	105,934,008
7475750	47500	Tulsa Community College	2.4545	1	6,199
7475770	47500	OUHSC	2.4545	1	50,226,812
7476760	47600	University of Oklahoma	2.4545	1	9
7479010	47900	Oklahoma State University Capital Bond Project	2.4545	1	127,896
7485010	48500	OKLAHOMA STATE UNIVERSITY	2.4545	1	36,184
7486010	48600	OKLAHOMA STATE UNIVERSITY	2.4545	1	227,049
7487010	48700	OKLAHOMA STATE UNIVERSITY	2.4545	1	30



Office of the State Treasurer
 Assets Under Management
 June 30, 2023

Account	Class Funding	Agency	Interest Rate	Days to Maturity	Market Value
7488010	48800	OKLAHOMA STATE UNIVERSITY	2.4545	1	24,206,462
7488105	48800	OCIA	2.4545	1	497
7490010	49000	Oklahoma State University	2.4545	1	49,369
7490013	49000	Oklahoma State University	2.4545	1	22,394
7490015	49000	Oklahoma State University	2.4545	1	1,431
7490270	49000	Oklahoma State Election Board	2.4545	1	18
7490760	49000	University of Oklahoma	2.4545	1	999,432
7490773	49000	Oklahoma State University	2.4545	1	57,959
7491220	49100	District Attorneys Council	2.4545	1	270,058
7497835	49700	Water Resources Board	2.4545	1	17,157,269
7512410	8410A	Commissioners of the Land Office	2.4545	1	417,204
7513410	8410A	Commissioners of the Land Office	2.4545	1	655,590
7600010	60000	Oklahoma State University	2.4545	1	5,595,679
7600100	60000	Cameron University	2.4545	1	1,162,588
7600120	60000	University of Central Oklahoma	2.4545	1	4,782,839
7600150	60000	University of Science & Arts	2.4545	1	435,640
7600230	60000	East Central University	2.4545	1	1,030,605
7600420	60000	Langston University	2.4545	1	1,547,112
7600485	60000	Northeastern State University	2.4545	1	2,131,060
7600490	60000	Northern Oklahoma College	2.4545	1	653,243
7600505	60000	Northwestern Oklahoma State University	2.4545	1	2,375,606
7600530	60000	Panhandle State University	2.4545	1	213,756
7600660	60000	Southeastern Oklahoma State University	2.4545	1	195,623
7600665	60000	Southwestern Oklahoma State University	2.4545	1	3,443,574
7600760	60000	University of Oklahoma	2.4545	1	2,177,654
7650010	65000	Oklahoma State University	2.4545	1	3,120,688
7650100	65000	Cameron University	2.4545	1	586,800
7650120	65000	University of Central Oklahoma	2.4545	1	2,438,744
7650150	65000	University of Science & Arts	2.4545	1	350,917
7650230	65000	East Central University	2.4545	1	1,035,991
7650420	65000	Langston University	2.4545	1	961,691
7650485	65000	Northeastern State University	2.4545	1	722,291
7650490	65000	Northern Oklahoma College	2.4545	1	2,077,848
7650505	65000	Northwestern Oklahoma State University	2.4545	1	651,280
7650530	65000	Panhandle State University	2.4545	1	167,296
7650660	65000	Southeastern Oklahoma State University	2.4545	1	217,837
7650665	65000	Southwestern Oklahoma State University	2.4545	1	1,076,306
7650760	65000	University of Oklahoma	2.4545	1	1,237,067
7700040	70000	Department of Agriculture	2.4545	1	11,349,242
7700041	70000	Western Oklahoma State College	2.4545	1	613,743
7700131	79901	Department of Corrections	2.4545	1	28,775,768
7700240	70000	Eastern Oklahoma State College	2.4545	1	1,149,259



Office of the State Treasurer
 Assets Under Management
 June 30, 2023

Account	Class Funding	Agency	Interest Rate	Days to Maturity	Market Value
7700461	70000	Rogers State College	2.4545	1	10,369,222
7700490	70000	Northern Oklahoma College	2.4545	1	6,494,944
7700606	70000	Ardmore Higher Education Center	2.4545	1	0
7700633	70000	Oklahoma City Community College	2.4545	1	8,852,486
7700660	70000	Southeastern Oklahoma State University	2.4545	1	2,488,925
7700760	70000	University of Oklahoma	2.4545	1	125,203,873
7700830	70000	Department of Human Services	2.4545	1	1,366,629
7701010	70100	Oklahoma State University	2.4545	1	26,213,124
7701150	70100	University of Science & Arts	2.4545	1	2,598,765
7701165	70100	Connors State College	2.4545	1	1,396,676
7701400	70100	Office of Juvenile Affairs	2.4545	1	19,995
7701480	70100	Northeasten Oklahoma A&M College	2.4545	1	309,025
7701530	70100	Panhandle State University	2.4545	1	223,965
7701605	70100	Regents for Higher Education	2.4545	1	34,385,402
7701650	70100	Department of Veteran Affairs	2.4545	1	608,951
7701770	70100	OUHSC	2.4545	1	422,295,434
7701805	70100	Department of Rehabilitation Services	2.4545	1	179,196
7701865	70100	OK Workers' Comp Commission	2.4545	1	5,238,707
7702120	70200	University of Central Oklahoma	2.4545	1	17,895,447
7702650	70200	Department of Veteran Affairs	2.4545	1	633,980
7703650	70300	Department of Veteran Affairs	2.4545	1	600,617
7704120	70400	University of Central Oklahoma	2.4545	1	1,582,579
7704650	70400	Department of Veteran Affairs	2.4545	1	945,695
7704865	70400	OK Workers' Comp Commission	2.4545	1	46,736
7705505	70500	Northwestern Oklahoma State University	2.4545	1	2,387,487
7705650	70500	Department of Veteran Affairs	2.4545	1	1,133,586
7705675	70500	Self Insurance Guaranty Fund	2.4545	1	2,308,212
7705865	70500	OK Workers' Comp Commission	2.4545	1	44,187
7706452	70600	Community Mental Health Center Rep Payee Account	2.4545	1	8,682
7706650	70600	Department of Veteran Affairs	2.4545	1	135,095
7706750	70600	Tulsa Community College	2.4545	1	5,015,986
7706865	70600	OK Workers' Comp Commission	2.4545	1	181,493
7707452	70700	Central Oklahoma CMHC Rep Payee Account	2.4545	1	79,144
7707585	70700	Department of Public Safety	2.4545	1	9,175,683
7707605	70700	Regents for Higher Education	2.4545	1	126,809,154
7707650	70700	Department of Veteran Affairs	2.4545	1	391,091
7707865	70700	OK Workers' Comp Commission	2.4545	1	249,903
7708108	70800	Carl Albert State College	2.4545	1	6,820,982
7708605	70800	Regents for Higher Education	2.4545	1	240,637
7709605	70900	Regents for Higher Education	2.4545	1	3,434,913
7710350	71000	Oklahoma Historical Society	2.4545	1	1,334,402
7710452	71000	Oklahoma Department of Mental Health	2.4545	1	1,549,561



Office of the State Treasurer
 Assets Under Management
 June 30, 2023

Account	Class Funding	Agency	Interest Rate	Days to Maturity	Market Value
7710605	71000	Regents for Higher Education	2.4545	1	4,956,931
7711185	8740G	Corporation Commission	2.4545	1	64,301,815
7711420	71100	Langston University	2.4545	1	436,160
7711452	71100	Griffin Memorial Hospital Rep Payee	2.4545	1	23,243
7711605	71100	Regents for Higher Education	2.4545	1	772,680
7712605	71200	Regents for Higher Education	2.4545	1	128,580
7713605	71300	Regents for Higher Education	2.4545	1	17,296,762
7714605	71400	Regents for Higher Education	2.4545	1	15,840,165
7715605	71500	Regents for Higher Education	2.4545	1	1,680,495
7718605	71800	Regents for Higher Education	2.4545	1	14,916,750
7719605	71900	Regents for Higher Education	2.4545	1	40,709
7723623	72300	Seminole State College	2.4545	1	494,102
7725100	72500	Cameron University	2.4545	1	1,685,827
7730230	73000	East Central University	2.4545	1	4,882,628
7730830	73000	Department of Human Services	2.4545	1	256,010
7740605	74000	Regents for Higher Education	2.4545	1	2,263,830
7741241	74100	Redlands Community College	2.4545	1	2,483,628
7745605	74500	Regents for Higher Education	2.4545	1	122,182
7747470	74700	Murray State College	2.4545	1	5,649,532
7750350	75000	Oklahoma Historical Society	2.4545	1	106,106
7750531	75000	Rose State College	2.4545	1	16,654,401
7751485	75100	Northeastern State University	2.4545	1	17,107,734
7752485	75200	Northeastern State University	2.4545	1	3,037,966
7765665	76500	Southwestern Oklahoma State University	2.4545	1	7,204,792
7790041	79000	Western Oklahoma State College	2.4545	1	15,489
7790470	79000	Murray State College	2.4545	1	1
7790490	79000	Northern Oklahoma College	2.4545	1	1,481
7805370	80500	OIFA	2.4545	1	111
7847740	84700	OSF Building Project Fund	2.4545	1	7,882
7851740	85100	OCIA	2.4545	1	13,609,577
7853740	85300	Oklahoma 2010b GO Sinking Fund	2.4545	1	16,863
7854740	85400	OCIA Endowed Chair Fund 2010	2.4545	1	9,608,731
7862740	86200	OCIA 2013	2.4545	1	1,292,284
7910467	91000	OSF Escrow Fund	2.4545	1	188,515
7920605	92000	Regents for Higher Education	2.4545	1	29,439,424
State Agency, Investable Base					3,207,309,032
State of Oklahoma, Investable Base					12,263,993,251
Assets Under Management					15,471,302,283